


Nalanda Medical College Patna

INVESTIGATIVE WORKLOAD IN HISTOPATHOLOGY IN THE DEPARTMENT OF PATHOLOGY JANUARY 2026

DATE	Surgery Dept.	Gynae. Dept	Ortho. Dept.	ENT Dept.	Skin Dept.	Medicine Dept.	Ophth. Dept,	Others
1	2	4	-	1	-	-	-	-
2	-	2	-	-	1	-	-	-
3	-	1	-	-	-	-	-	1(Plastic)
4	-	-	-	-	-	-	-	-
5	7	4	-	1	-	-	-	-
6	-	2	-	-	1	-	-	-
7	6	1	-	-	1	-	-	1(CCCC)
8	6	4	-	-	-	-	-	-
9	7	2	-	-	-	-	-	-
10	8	4	-	-	1	-	-	-
11	-	-	-	-	-	-	-	-
12	4	1	-	-	-	-	-	-
13	3	-	-	-	-	-	-	2(CCCC)
14	4	-	-	2	-	-	-	-
15	8	1	-	-	-	-	-	1(CCC)
16	4	-	-	-	-	-	-	-
17	3	1	-	-	-	-	-	-
18	5	-	-	-	-	-	-	-
19	4	-	-	1	-	-	-	-
20	5	-	-	-	1	-	-	1(CCC)
21	4	1	-	-	-	-	-	-
22	-	3	-	2	1	-	-	1
23	-	2	-	-	-	-	-	1(CC)
24	-	2	1	-	2	-	-	1(CC)
25	-	-	-	-	-	-	-	-
26	-	-	-	-	-	-	-	-
27	-	2	-	-	-	-	-	-
28	4	1	-	-	-	-	-	-
29	6	-	-	-	-	-	-	-
30	4	-	-	1	1	-	-	-
31	8	3	-	-	2	-	-	-
Total	102	41	1	8	12	-	-	11

Total 175


 अध्यक्ष एवं निदेशाधिकारी
 पैथोलॉजी विभाग
 नालंदा मेडिकल कॉलेज, पटना


**Department of Pathology
Nalanda Medical College Patna**

INVESTIGATIVE WORKLOAD IN CYTOPATHOLOGY IN THE DEPARTMENT OF PATHOLOGY

JANUARY 2026

DATE	Direct FNAC	Fluid Cytology	Exfoliative Cytology: Pap's; oral scrape; skin	US Guided FNAC	CT Guided FNAC	PBF COMMENT	BMA COMMENT	Other Cytology	Total
1	4	1	1	-	-	4	-	-	10
2	5	-	8	6	-	6	-	1	26
3	3	1	1	-	-	7	-	-	12
4	-	-	-	-	-	-	-	-	
5	4	-	5	-	-	7	-	-	16
6	6	2	3	-	-	8	-	-	19
7	4	4	5	-	-	9	-	-	22
8	4	2	7	-	-	9	-	-	22
9	3	3	2	4	-	5	-	3	20
10	3	1	1	-	-	9	-	-	14
11	-	-	-	-	-	-	-	-	
12	2	1	2	-	-	9	-	1	15
13	7	2	1	-	-	7	-	3	20
14	2	2	3	-	-	5	-	1	13
15	7	2	5	-	-	8	-	-	22
16	3	3	4	2	-	4	-	1	17
17	6	4	4	-	-	8	-	-	22
18	-	-	-	-	-	-	-	-	
19	5	-	2	-	-	9	1	-	17
20	8	2	3	1	-	11	-	1	26
21	6	4	9	-	-	11	-	1	31
22	4	3	3	-	-	1	-	1	11
23	5	-	2	4	-	10	-	-	12
24	4	3	7	-	-	-	-	-	24
25	-	-	-	-	-	-	-	-	
26	-	-	-	-	-	-	-	-	
27	6	4	2	-	-	-	1	-	13
28	4	2	9	-	-	7	-	-	22
29	3	2	6	-	-	8	-	-	19
30	11	2	8	3	-	5	-	1	30
31	8	3	4	-	-	7	-	-	22
Total	127	53	107	20	-	174	2	14	

Total 497


 अध्यापक एवं प्रिंसिपल
 पैथोलॉजी विभाग
 नालन्दा मेडिकल कॉलेज

**Department of Pathology
Nalanda Medical College Patna**

INVESTIGATIVE WORKLOAD IN THE DEPARTMENT OF PATHOLOGY:

	2023	2024	2025
HISTOPATHOLOGY	1658	1720	2104
CYTOPATHOLOGY	4501	5144	6282

INVESTIGATIVE WORKLOAD IN THE DEPARTMENT OF PATHOLOGY(Monthly):


MONTH	HISTOPATHOLOGY			CYTOPATHOLOGY		
	2023	2024	2025	2023	2024	2025
JANUARY	148	153	123	251	320	579
FEBRUARY	136	143	104	327	389	409
MARCH	122	125	101	332	421	406
APRIL	132	140	184	413	407	471
MAY	204	206	209	432	502	534
JUNE	155	161	228	402	448	527
JULY	153	157	272	404	434	509
AUGUST	94	102	193	443	388	598
SEPTEMBER	169	171	212	459	524	656
OCTOBER	107	110	110	355	489	449
NOVEMBER	111	124	191	371	448	549
DECEMBER	127	128	177	312	374	595
TOTAL:	1658	1720	2104	4501	5144	6282

* HISTOPATHOLOGY OF FMT CASES IN 2023: 15

* HISTOPATHOLOGY OF FMT CASES IN 2024: 24

* HISTOPATHOLOGY OF FMT CASES IN 2025:28


JAN 25	FEB 25	MAR 25	APR 25	MAY 25	JUNE 25
01	NIL	NIL	07	02	05
JULY 25	AUG 25	SEPT 25	OCT 25	NOV 25	DEC 25
03	02	00	2	4	2


 11/24/24 एक विभागाध्यक्ष
 पैथोलॉजी विभाग
 नालंदा मेडिकल कॉलेज, पटना

Central pathology; NALANDA MEDICAL COLLEGE & HOSPITAL

DATA: JANUARY 2026

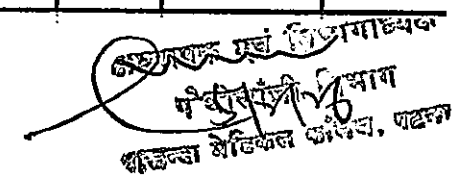
DATE JAN-26	TOTAL NO OF PATIENTS	CBC	ESR	ABO	MPC MANUAL PLATELET	REPEAT CBC	TOTAL TESTS
1	66	65	22	16	2	8	113
2	123	120	51	30	3	18	222
3	105	100	35	46	0	13	194
4	85	84	24	35	0	18	161
5	161	161	39	64	1	7	272
6	105	103	39	30	1	10	183
7	115	113	43	31	3	14	204
8	133	129	41	49	1	21	241
9	143	133	53	58	1	8	253
10	117	113	40	37	5	33	228
11	68	66	23	33	1	7	130
12	124	122	48	43	2	35	250
13	126	124	35	50	0	18	227
14	127	124	56	39	4	10	233
15	156	149	64	55	1	17	286
16	99	91	19	41	2	8	161
17	116	112	38	47	0	11	208
18	79	76	30	29	3	14	152
19	143	141	59	46	5	24	275
20	147	142	69	44	0	28	283
21	146	145	48	66	6	13	278
22	130	124	63	34	2	28	251
23	135	125	56	56	3	9	249
24	113	109	40	36	5	20	210
25	92	91	58	23	1	13	186
26	91	90	45	27	2	14	178
27	128	127	69	27	1	23	247
28	143	139	43	66	2	29	279
29	141	138	55	43	4	24	264
30	145	140	53	54	3	19	269
31	117	115	41	34	2	14	206
TOTAL	3719	3611	1399	1289	66	528	6893


 5/1/26
 प्राध्यापक एवं विभागाध्यक्ष
 पथोलॉजी विभाग
 नालन्दा मेडिकल कॉलेज, पटना

DEPARTMENT OF PATHOLOGY C.O.E NMCH PATNA 7

MONTHLY WORK REPORT...JANUARY...2026

DATE	NO OF PT	CBC	M PLATLET	PBS	ESR	HB%	BT	CT	R/E URINE	TOTAL
1-Jan-26	83	70	0	4	30	2	8	16	14	144
2-Jan-26	281	270	1	6	78	4	10	20	49	438
3-Jan-26	306	292	0	7	90	6	18	30	48	491
4-Jan-26	SUNDAY									
5-Jan-26	422	380	0	7	98	3	20	20	100	628
6-Jan-26	428	360	0	8	126	4	26	26	120	670
7-Jan-26	367	356	0	9	70	2	24	24	106	591
8-Jan-26	354	344	0	5	96	4	28	28	94	599
9-Jan-26	318	308	3	9	76	2	14	14	80	506
10-Jan-26	374	260	0	9	90	2	20	20	72	473
11-Jan-26	SUNDAY									
12-Jan-26	367	355	1	9	78	4	28	28	64	567
13-Jan-26	310	290	3	7	88	4	20	20	70	502
14-Jan-26	191	186	1	5	70	2	18	18	80	380
15-Jan-26	317	301	0	8	78	3	18	18	86	512
16-Jan-26	360	340	1	4	79	4	24	24	70	546
17-Jan-26	357	340	0	8	106	6	20	20	92	592
18-Jan-26	SUNDAY									
19-Jan-26	460	452	0	9	102	4	29	29	78	703
20-Jan-26	464	448	1	11	125	8	24	24	76	717
21-Jan-26	457	456	1	11	110	2	32	32	80	724
22-Jan-26	458	424	1	0	120	6	28	28	90	697
23-Jan-26	475	256	0	1	80	2	26	26	70	461
24-Jan-26	392	380	0	10	128	6	30	30	72	656
25-Jan-26	SUNDAY									
26-Jan-26	REPUBLIC DAY									
27-Jan-26	469	450	0	0	138	10	18	18	94	728
28-Jan-26	531	510	0	7	150	8	36	36	98	845
29-Jan-26	537	502	0	8	156	4	38	38	109	855
30-Jan-26	578	556	1	5	150	9	38	38	118	915
31-Jan-26	413	402	0	7	130	6	36	36	66	683
TOTAL	10069	9288	14	174	2642	117	631	661	2096	15623
AVERAGE/DAY										




 Dr. [Signature]

 Pathology Department, Patna

DEPARTMENT OF PATHOLOGY, COE NMCH, PATNA 7**YEARLY WORK REPORT 2025**

MONTHS	NO OF PATIENTS	CBC	M PLATLET	PBS	ESR	HB%	BT	CT	R/E UR	TOTAL
JANUARY	9078	8148	0	0	2304	57	696	696	1801	13702
FEBRUARY	10205	9301	0	0	3071	66	630	630	2160	15858
MARCH	10145	9446	0	0	1971	92	682	682	1917	14790
APRIL	11614	10774	0	0	3315	71	684	684	2329	17857
MAY	11503	10650	0	0	3364	77	663	663	2334	17751
JUNE	10902	9950	17	0	3279	114	607	607	2207	16781
JULY	12227	11758	17	0	3592	168	736	736	2545	19552
AUGUST	11019	9869	8	193	3129	115	532	532	1804	16182
SEPTEMBER	11717	10751	12	231	3259	57	519	519	1759	17107
OCTOBER	10351	9695	13	175	3467	139	578	578	1692	16337
NOVEMBER	11453	10703	11	172	3721	170	590	590	1877	17834
DECEMBER	10775	10238	8	204	3160	156	586	586	1677	16615
TOTAL	130989	121283	86	975	37632	1282	7503	7503	24102	200366


5/12/26
गन्ध्यापक एवं विश्वासार्थ
पैथोलॉजी विभाग
सर्वज्ञ मेडिकल कॉलेज, ए